


Key: Prison Paracentric
Door: Swinging
Security Level: Medium

17 LATCH



Right hand reverse bevel shown.

Description

Number 17 Latches are lever tumbler, mechanical locks for small, swinging doors, keyed one side only.

Applications

Number 17 Latches are designed for use above hinged food pass doors, on observation panels or other small doors. Not for use on full size doors. Specify handing.

Standard Features

- **Mechanical operation** – Unlocks by key.
- **Automatic snap-locking** – When door is closed.
- **Durable case** – Ductile iron case with 1/4" steel cover.
- **Corrosion resistance** – Working parts are corrosion resistant.
- **Heavy-duty lever tumblers** – 5 spring-temper brass tumblers, activated by heavy phosphor bronze springs. Precision fit to locking fence.
- **Large solid latchbolt** – Investment-cast, stainless steel 1" x 7/16" flush when retracted.
- **Bolt throw** – 7/16"
- **Investment-cast key cylinder** – One piece bronze alloy with paracentric keyway.
- **Security screws** – Four 1/4-20 x 1-1/2" flat head security screws for mounting.
- **Finish** – Zinc plated.

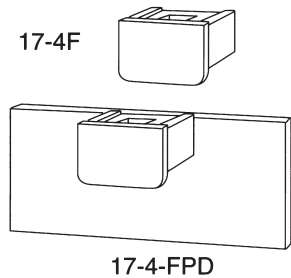
Optional Features

- **Hollow metal mounting** - Combined with 1/2" bolt projection for in-the-door pocket mounting. Requires 17-HM mounting.
- **Turn piece** – Key not required. Specify "17-TP".
- **Square bolt** – Flush and 1/2" projection stainless steel square bolt for special applications. Specify "17-D" for square bolt deadlatch.
- **Deadbolt action** – Mechanism modified to act like a deadbolt. Key removable in locked position only. Specify "17-DW" for square bolt deadbolt.

Accessories

(must be purchased separately)

- **17-4F** – Keeper/pull for surface mounted lock.
- **17-4FPD** – Plate food pass door with keeper (specify 3FP hinges separately).
- **17-HM** – Hollow metal mounting for hollow metal food pass door. Requires 1/2" bolt projection.



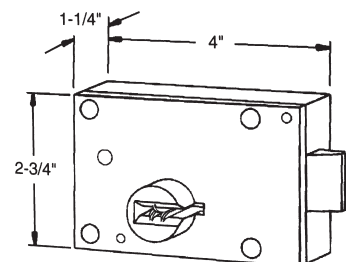
How To Order

Specify:

- 1) Quantity
- 2) Handing
- 3) Mounting required.
- 4) Key code instructions.
- 5) Accessories required.

Dimensional Data

Note: Dimensions are for information and planning purposes only, and should not be used as templates.



For more information, please call 210.533.1231.

