

DOOR MOUNTED FOR SLIDING DOORS

Maximum security.

1030AD DEADLOCK

1030AD-1: KEYED ONE SIDE
1030AD-2: KEYED BOTH SIDES

APPLICATION:

High security sliding doors at holding cells, low traffic corridors and cutoff doors. Sliding door normally requires a Model 1300 Track Set.

FUNCTION:

Key activated locking and unlocking of hook bolt. Does not snaplock upon closing.



DOOR MOUNTED FOR SLIDING DOORS

Maximum security.

1030AD DEADLOCK

STANDARD FEATURES:

- Manual deadlocking
- Six heavy-duty tumblers
- Mounting fasteners

OPTIONAL FEATURES:

KNOB FUNCTION -

Knob will retract hook bolt. Knob on one side only. No key required. Specify "1030ADK." Knob finish US26D.

HOLLOW METAL MOUNTING -

Used for hollow metal door application. Specify "HM."

(See page F17)

GRATING DOOR MOUNTING -

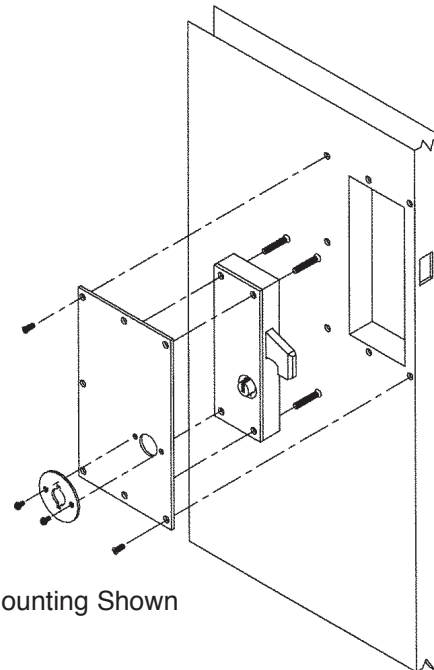
Used for grating door application. Specify "G."

(See page F17)

HOW TO ORDER:

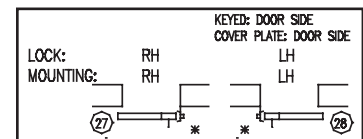
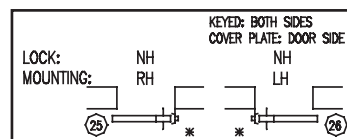
Specify:

1. Quantity
2. Swing chart number (handing)
3. Application (HM, G)
4. Key code instruction



HM Mounting Shown

Swing Chart: Specify circled swing number when ordering.



* Indicates lock mounting/access plate side.

TECHNICAL DATA:

- **STANDARD FINISH:** Galvanized
- **COVER:** Cold-rolled steel
- **CASE:** Ductile iron
- **LOCKBOLT:** Cold-rolled, case-hardened steel
- **PARACENTRIC CYLINDER:** Silicon bronze/copper alloy
- **TUMBLERS:** Spring tempered brass. Tumblers actuated by phosphor bronze springs, six tumblers per lock
- **LOCK SIZE:** 10" H x 3-1/2" W x 1-1/2" TK
- **LOCK WEIGHT:** 12 lbs.
- **LATCHBOLT SIZE:** 1-5/8" H x 1/2" TK

