

Key: Prison Paracentric
Door: Swinging
 Fence Gate
Security Level: Maximum

FGM-80 Fence Gate Lock/Mounting

Description

Model FGM-80 Deadlock is a lever tumbler, 80 Series mechanical lock for swinging chain link fence gates. Specify keying as follows:

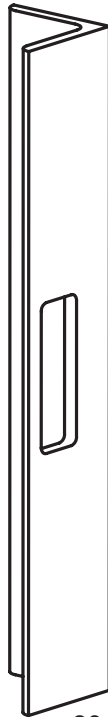
- FGM-82 Five tumbler model keyed cover side
- FGM-82-6 Six tumbler model, keyed cover side
- FGM-86 Five tumbler model, keyed both sides
- FGM-86-6 Six tumbler model, keyed both sides

Applications

FGM-80 Deadlocks are designed for use in outdoor applications to secure swinging fence gates. Specify handing when ordering.

Standard Features

- **Mechanical operation** – Locks and unlocks by key. For key removal in locked position only, specify single wing escutcheon.
- **Durable construction** – Ductile iron case, 3/8" thick steel cover.
- **Tamper resistant mounting** – Formed from 7 gauge steel with break-off-head security screws.
- **Corrosion resistance** – Working parts are corrosion resistant.
- **Heavy duty lever tumblers** – Spring-temper brass, activated by heavy phosphor bronze springs. Precision fit to the locking fence.
- **Large, solid deadbolt** – Zinc plated steel, 2" x 3/4" with three hardened steel roller pins to resist sawing. Bolt is flush with mounting when retracted.
- **Bolt throw** – 3/4"
- **Investment-cast key cylinder** – One-piece, bronze alloy with paracentric keyway.
- **Finish** – All exposed lock components and mounting hardware zinc plated for exterior application.
- **Supplied** – With front bar and cylinder shield one or both sides, and zinc plating.



80-4H



Left hand shown.

Accessories

(must be specified separately)

- **80-4H** – Fence gate lock keeper, zinc plated finish.
- **Pull(s)** – #2 Pulls may be added to one or both sides of the mounting.

For more information, please call 210.533.1231.



Key: Prison Paracentric
Door: Swinging Fence Gate
Security Level: Maximum

FGM-80

Fence Gate Lock/Mounting

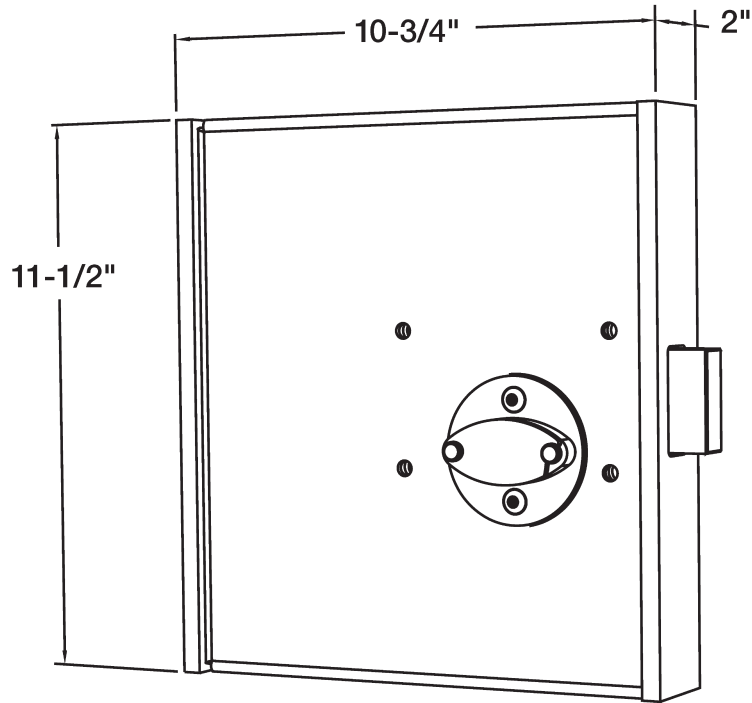
How to Order

Specify:

- 1) Quantity
- 2) Handing
- 3) Key code instructions.
- 4) Optional features/accessories required.

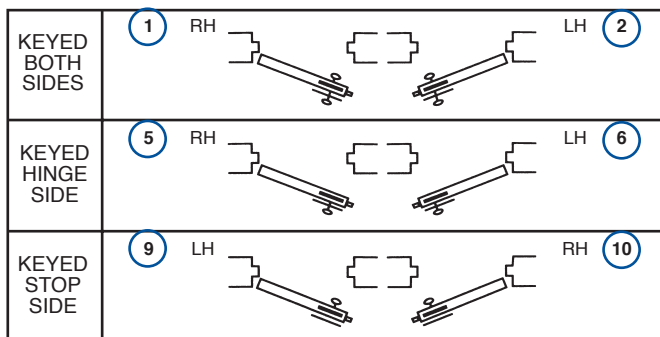
Dimensional Data

Note: Dimensions are for information and planning purposes only, and should not be used as templates.

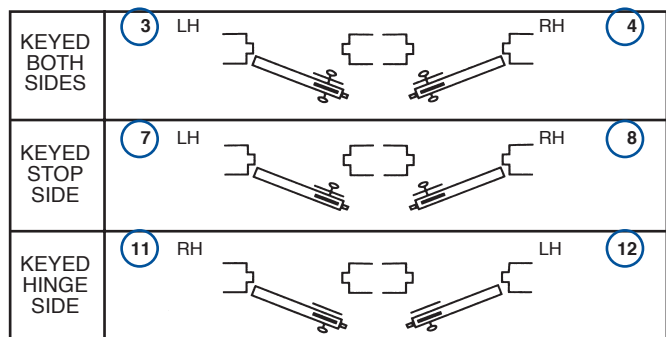


Specify circled swing number when ordering.

MOUNTING PLATE HINGE SIDE

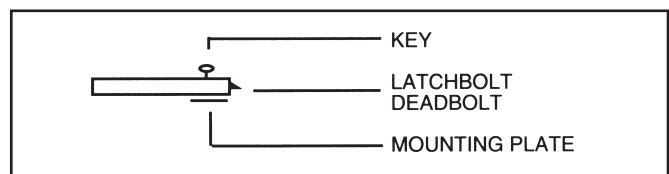


MOUNTING PLATE STOP SIDE



1-1/4" projection required with stop-side mounting.

LEGEND



P.O. Box 2021, San Antonio, TX 78297 ■ Ph: 210.533.1231 ■ Fx: 210.533.2211
 Web: www.SouthernFolger.com ■ Email: info@southernfolger.com