



10500 Institutional Mortise Lock



Mechanical Locks



For More information please call 210-533-1231

Mechanical Locks

10500 Institutional Mortise Lock



STANDARD FEATURES

- Lever handles
- Mogul cylinder(s)
- Strike 500B with replaceable high-performance plastic insert in lip. Includes security fasteners
- Faceplate with security fasteners
- Mounting fasteners
- High security rose with security fasteners
- Finish US32D

APPLICATION

Designed for minimum and medium security areas where lever or knob operation is required. Available in a variety of styles utilizing several deadbolt/latchbolt combinations.

FUNCTION

A variety of functions are available to meet job requirements. See function chart.

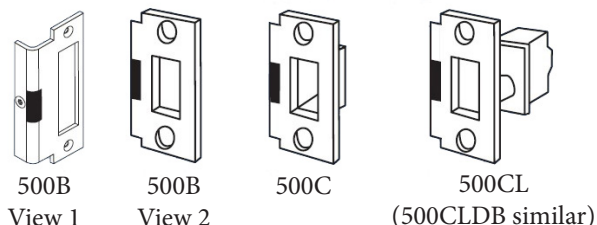
OPTIONAL FEATURES

- BUILDER'S HARDWARE CYLINDER(S) – Specify "BHC."
- STANDARD KNOBS – Specify "K."
- SAFETY KNOBS – Specify "SK."
- LEVER/SAFETY KNOB – Specify "L/SK."
- LEVER/STANDARD KNOB – Specify "L/K."
- STRIKE WITH DUST BOX – Specify "500C."
- STRIKE WITH INDICATION – Specify "500CL."
- DEADBOLT INDICATION – Visual indication of deadbolt position. Green indicates extended (bolted) and Red indicates retracted (unbolted) position. Mounts on front of door, hinge side only. Specify "SD."

NOTE: For functions without outside or inside handles, we recommend the use of a door pull.

NOTE: If levers, knobs and safety knobs are used in combination, specify hinge or stop side for each type. (Specify "L" for lever, "K" for standard knob and "SK" for safety knob.)

BOLT STRIKES



BOLT STRIKE OPTIONS-

(Must be specified separately):

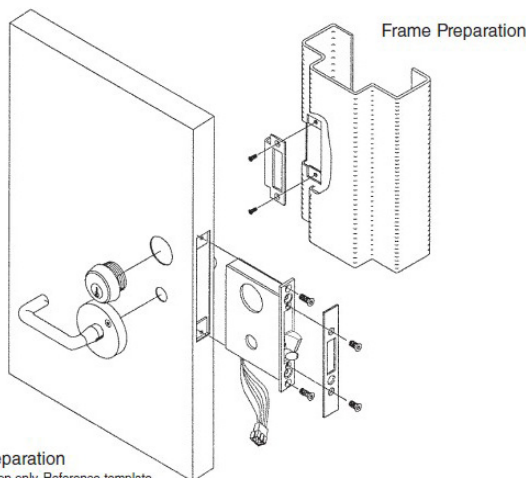
- 500C - Bolt strike with dust box
- 500CL - Bolt strike with switch
- 500CLDB - For use on deadbolt locks

NOTE: All boltstrikes are supplied with security fasteners.

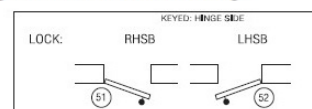
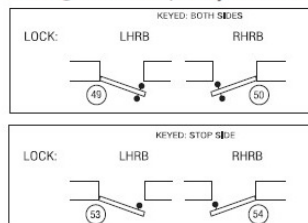


Mechanical Locks

10500 Institutional Mortise Lock



Swing Chart: Specify circled swing number when ordering.



TECHNICAL DATA

Standard Finish	US32D
Cover	7 gauge steel
Case	7 gauge steel
Strike	10 gauge stainless steel only
Face Plate	16 gauge stainless steel
Latchbolt	Cast stainless steel
Deadbolt	Stainless steel 1 - 1/4" H x 3/4" TK
Deadlock Actuator	Stainless steel
Lever Handles	Stainless steel
Latchbolt Size	1-1/8" H x 3/4" TK
Key Cylinder	Mogul or Builder's
Lock Weight	20 lbs.
Latchbolt Throw	1"
Deadbolt Throw	1"

FITS ANSI DOOR PREP. A115. • 1 Listed for use on three-hour fire doors, except 10516, 10517 and 10518. • ASTM F1577 Certified Impact Test-Grade 1

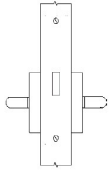
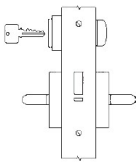
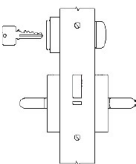
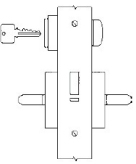
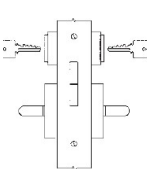
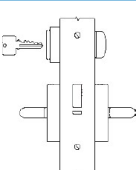
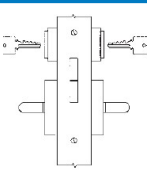


For More information please call 210-533-1231

Mechanical Locks

10500 Institutional Mortise Lock

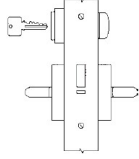
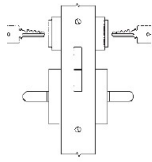
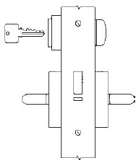
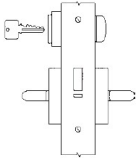
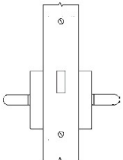
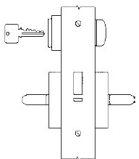
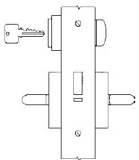
FUNCTIONS

10501		10501 Passage or Closet Latch <ul style="list-style-type: none"> Latchbolt operated by lever either side. 	
10504		10504 Entry Lock <ul style="list-style-type: none"> Latchbolt operated by lever either side, except when outside lever is locked by inside thumbturn. 	<ul style="list-style-type: none"> Deadlock actuator. When outside lever is locked, latchbolt operated by key outside, lever inside.
10505		10504 Entry Lock <ul style="list-style-type: none"> Latchbolt operated by lever either side, except when outside lever is locked by key outside. 	<ul style="list-style-type: none"> Lever inside is always active. Deadlock actuator.
10507		10507 Storeroom or Closet Lock <ul style="list-style-type: none"> Latchbolt operated by key outside, lever inside. Lever outside always rigid. Deadlock actuator. 	
10509		10509 Apartment, Exit or Toilet Lock <ul style="list-style-type: none"> Latchbolt operated by lever either side except when outside lever is locked by key from inside. Deadlock actuator. 	<ul style="list-style-type: none"> When outside lever is locked, latchbolt is operated by key outside, lever inside.
10513		10513 Dormitory or Exit Lock <ul style="list-style-type: none"> Latchbolt operated by lever from either side. Deadbolt projected by key outside, and thumbturn inside. 	<ul style="list-style-type: none"> Lever inside simultaneously operates both bolts.
10514		10514 Store Door Lock <ul style="list-style-type: none"> Latchbolt operated by lever either side. Deadbolt operated by key both sides. 	10514 Modified Store Door Lock <ul style="list-style-type: none"> Latchbolt operated by lever either side. Latchbolt and deadbolt operated by key either side.

Mechanical Locks

10500 Institutional Mortise Lock

FUNCTIONS CNT.

10515		10515 Modified Hotel Guest Lock <ul style="list-style-type: none"> • Latchbolt operated by lever inside or by key outside. • Deadbolt operated by thumbturn inside or by key outside. 	<ul style="list-style-type: none"> • Lever outside always rigid. • Lever inside simultaneously operates both bolts. • Deadlock actuator.
10516		10516 Deadlock <ul style="list-style-type: none"> • Deadbolt is operated by key either side 	
10517		10517 Deadlock <ul style="list-style-type: none"> • Deadbolt is operated by key outside, thumbturn inside. 	
10518		10518 Deadlock <ul style="list-style-type: none"> • Deadbolt is operated by key from outside. 	
10519		10519 Privacy, Bedroom or Bath Lock <ul style="list-style-type: none"> • Latchbolt operated by lever either side. • Deadbolt operated by thumbturn inside, emergency release outside. 	<ul style="list-style-type: none"> • Lever inside simultaneously operates both bolts. • No key operation
10520		10520 Apartment Corridor Door Lock <ul style="list-style-type: none"> • Deadbolt operated by key outside or thumb turn inside. • Key outside operates latchbolt and deadbolt. • Lever inside simultaneously operates both bolts. 	<ul style="list-style-type: none"> • Lever outside is locked when deadbolt is projected. • When deadbolt is retracted, outside lever is unlocked. • Latchbolt is deadlocked when deadbolt is projected.
10521		10521 Entrance or Storeroom Door Lock <ul style="list-style-type: none"> • Latchbolt is operated by lever either side. • Deadbolt operated by key outside, thumbturn inside. 	

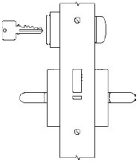
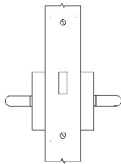
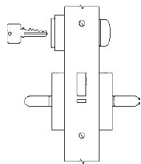
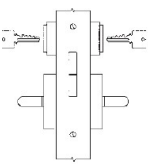
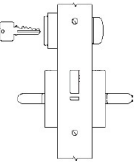
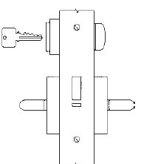
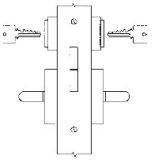


For More information please call 210-533-1231

Mechanical Locks

10500 Institutional Mortise Lock

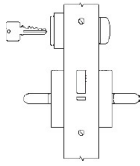
FUNCTIONS

10536		10536 Lockset <ul style="list-style-type: none"> • Inmate Function • Latchbolt and deadbolt operated by master key outside. 	<ul style="list-style-type: none"> • Day key outside and lever inside operate latchbolt only, except when deadbolt is extended. • Lever outside always rigid. • Deadlock actuator
10561		10561 Lockset <ul style="list-style-type: none"> • Latchbolt operated by lever either side, except when deadbolt is extended. • Key outside operates deadbolt. 	
10562		10562 Lockset <ul style="list-style-type: none"> • Latchbolt operated by lever inside, except when deadbolt is extended. • Lever outside always rigid. 	<ul style="list-style-type: none"> • Key outside operates latchbolt and deadbolt.
10563		10563 Lockset <ul style="list-style-type: none"> • Latchbolt operated by lever inside, except when deadbolt is extended. • Lever outside always rigid. 	<ul style="list-style-type: none"> • Key both sides operates latchbolt and deadbolt.
10564		10564 Lockset <ul style="list-style-type: none"> • Latchbolt operated by lever inside, except when deadbolt is extended. • Lever outside always rigid. 	<ul style="list-style-type: none"> • Key outside operates latchbolt and deadbolt. • Thumbturn inside operates deadbolt.
10565		10565 Lockset <ul style="list-style-type: none"> • Latchbolt operated by lever inside, except when deadbolt is extended. • Lever outside always rigid. 	<ul style="list-style-type: none"> • Master key outside operates latchbolt and deadbolt. • Day key operates latchbolt only.
10566		10566 Lockset <ul style="list-style-type: none"> • Levers both sides always rigid. • Latchbolt and deadbolt operated by master key both sides. • Day key operates latchbolt only 	

Mechanical Locks

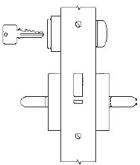
10500 Institutional Mortise Lock

FUNCTIONS CNT.



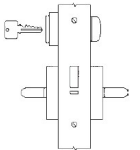
10571 Lockset

- Levers always rigid both sides.
- Latchbolt operated by key outside.
- Deadlock actuator.



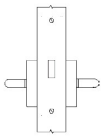
10572 Lockset

- Levers both sides always rigid.
- Latchbolt operated by key both sides.
- Deadlock actuator.



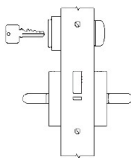
10573 Lockset

- Lever inside operates latchbolt.
- Key outside operates latchbolt.
- Deadlock actuator.
- No outside lever.



10574 Lockset

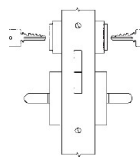
- Latchbolt operated by lever inside.
- Lever outside always rigid.
- Deadlock actuator.



10575 Lockset

- Latchbolt operated by lever inside unless locked out by key outside.
- Lever outside always rigid.
- Key outside operates latchbolt.

- Deadlock actuator.



10576 Lockset

- Latchbolt operated by lever inside unless locked out by key outside.
- Lever outside always rigid.
- Deadlock actuator.

- Key both sides operates latchbolt.

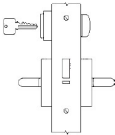
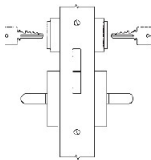
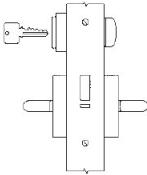


For More information please call 210-533-1231

Mechanical Locks

10500 Institutional Mortise Lock

FUNCTIONS

10577		10577 Lockset <ul style="list-style-type: none">• Latchbolt operated by lever both sides unless locked out by key outside.• Key outside operates latchbolt.• Deadlock actuator.
10578		10578 Lockset <ul style="list-style-type: none">• Latchbolt operated by lever both sides unless locked out by key either side.• Key both sides operates latchbolt.• Deadlock actuator.
10579		10579 Lockset <ul style="list-style-type: none">• Latchbolt operated by lever inside unless locked out by key outside.• Key outside operates latchbolt.• No outside lever.• Deadlock actuator.