

## DOOR MOUNTED FOR SWINGING DOORS

Maximum security.

### 1070A COMBINATION SPRING AND DEADLOCK

1070A-1: KEYED ONE SIDE  
1070A-2: KEYED BOTH SIDES

#### APPLICATION:

For high security swinging doors where slamlocking is desired.

#### FUNCTION:

Key activated unlocking. Automatically snaplocks and deadlocks upon closing. Latchbolt unlocks with a half turn of the key.

### 1070AK.a COMBINATION SPRING AND DEADLOCK

1070AK.a-1: KEYED ONE SIDE  
1070AK.a-2: KEYED BOTH SIDES

#### APPLICATION:

For high security swinging doors where slamlocking is desired along with the convenience of knob operation in areas where manual deadlocking with a key is desired.

#### FUNCTION:

Automatically snaplocks and deadlocks upon closing. Knobs unlock with a 1/2 turn of the key. Quarter turn of the key in the opposite direction deadlocks the knobs. Knob will retract the latchbolt in both directions, except when deadlocked. One side or two knob operation.

## 1070A COMBINATION SPRING AND DEADLOCK



## 1070AK.a COMBINATION SPRING AND DEADLOCK



## DOOR MOUNTED FOR SWINGING DOORS

Maximum security.

### STANDARD FEATURES:

- Mechanical deadlock
- Six heavy-duty tumblers
- Mounting fasteners
- 470C Bolt Keeper with dust box

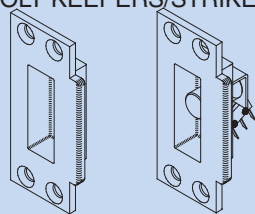
### OPTIONAL FEATURES:

**HOLLOW METAL MOUNTING** - Used for hollow metal door application. Specify "HM." (See page F17)

**GRATING DOOR MOUNTING** - Used for grating door application. Specify "G." (See page F17)

**PLATE DOOR MOUNTING** - Used for steel plate door application. Specify "P." (See page F17)  
470CL Bolt Keeper with switch

#### BOLT KEEPERS/STRIKES



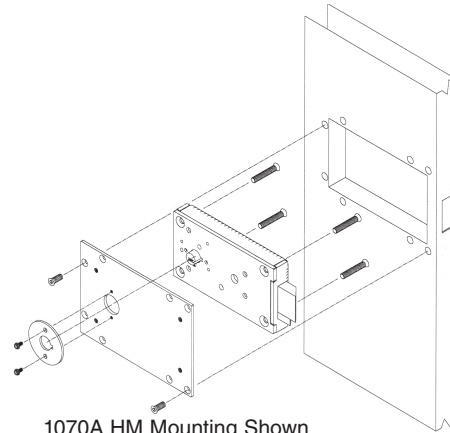
470C (Standard)      470CL (Optional)

Note:  
Bolt Keepers are supplied with security fasteners.

#### HOW TO ORDER:

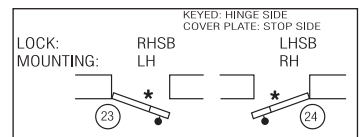
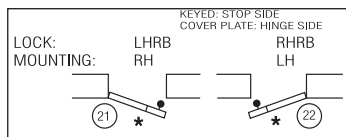
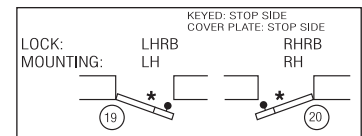
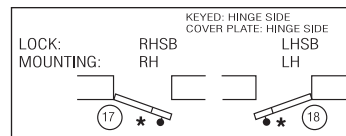
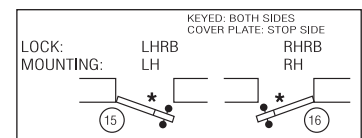
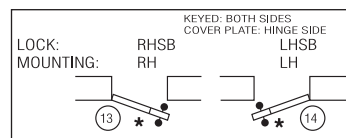
- Specify:
1. Quantity
  2. Swing chart number (handing)
  3. Application (HM, G, P)
  4. Key code instruction
  5. Bolt keeper requirements

## 1070A/1070AK.a COMBINATION SPRING AND DEADLOCK



1070A HM Mounting Shown

**Swing Chart:** Specify circled swing number when ordering.



\* Indicates lock mounting/access plate side.

### TECHNICAL DATA:

- **STANDARD FINISH:** Galvanized
- **COVER:** Steel
- **CASE:** Steel
- **LATCHBOLT:** Stainless steel with (2) 1/4" diameter case-hardened steel insert pins
- **DEADLOCK ACTUATOR:** Stainless steel
- **PARACENTRIC CYLINDER:** Silicon bronze/copper alloy
- **TUMBLERS:** Spring tempered brass. Tumblers actuated by phosphor bronze springs, six tumblers per lock
- **LOCK SIZE:** 9" L x 5" H x 1-1/2" TK
- **LOCK WEIGHT:** 11 lbs.
- **LATCHBOLT SIZE:** 2" H x 3/4" TK
- **LATCHBOLT THROW:** 3/4"
- **DEADLOCK ACTUATOR SIZE:** 3/4" x 1/2"
- UL Listed for use on three-hour fire doors.
- ASTM F1577 Certified Impact Test-Grade 1

