

Key: Prison Paracentric
Door: Swinging
Security Level: Maximum

3600 and 3800 CREMONE BOLTS

Description

Series 3600 Cremone Bolt Sets are lever tumbler mechanical deadlocks for single or paired swinging doors. They provide the convenience of slam-locking and the security of a deadlock.

3620 Keyed one side

3660 Keyed both sides

Series 3800 Cremone Bolt Sets are lever tumbler, mechanical deadlocks for single or paired swinging doors. Cremone bolts provide three-point locking for the active or single door, and five point locking for paired doors.

3820 Keyed one side

3860 Keyed two sides


(see model selection chart on back)

Applications

Cremone locks are designed for maximum security on corridor, entrance, or armory doors which may be subject to mass attack. Specify for use with hollow metal or grille doors. Specify handing.

Standard Features

- **Series 3600 mechanical operation** – Active door unlocks with a half-turn of the key. A full turn of the key in the opposite direction, deadlocks the center latchbolt, which also deadlocks the head and foot bolts.
- **Series 3800 mechanical operation** – Active door is operated by a key which deadlocks the deadbolt, head and foot bolts. Inactive door is operated from its own cylinder which deadlocks head and foot bolts.



3600 or 3800 Series
Left hand active leaf

Foot Bolt
Receptacle



- **Lever handle operation** – Head and foot bolts are operated by the handles, except when they are in deadlocked condition.
- **Door types** – Models available for use with 2" or thicker grille doors plug welded to flat, horizontal bars. In hollow metal doors 1-3/4" thick or more, bolt set mounts in a pocket with head and foot bolt concealed within door. (Specify door thickness when ordering.)
- **Head and foot bolts** – 7/8" diameter steel. (Specify overall door opening height when ordering.)
- **Durable case and cover** – 7 gauge steel.
- **Corrosion resistance** – Working parts are corrosion resistant.
- **Heavy-duty lever tumbler** – 5 spring-temper brass tumblers, activated by heavy phosphor bronze springs. Precision fit to locking fence.
- **Large solid bolt** – Zinc plated steel, 2" x 3/4". Flush when retracted.
- **Bolt throw** – 3/4" at all three points.
- **Investment-cast key cylinder** – One-piece bronze alloy with paracentric keyway.
- **Rugged lever handles** – Steel handles and escutcheons on both sides.
- **Supplied** – with head and foot bolts, foot bolt receptacle(s), Escutcheon(s), and necessary mounting screws.
- **Finish** – Zinc plated.

For more information, please call 210.533.1231.



Key: Prison Paracentric
Door: Swinging
Security Level: Maximum

3600 and 3800 CREMONE BOLTS

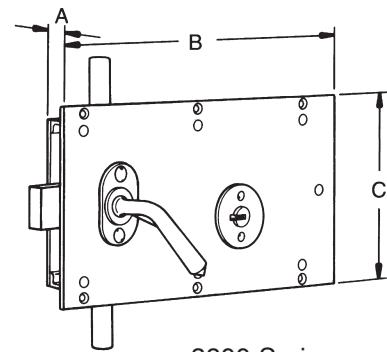
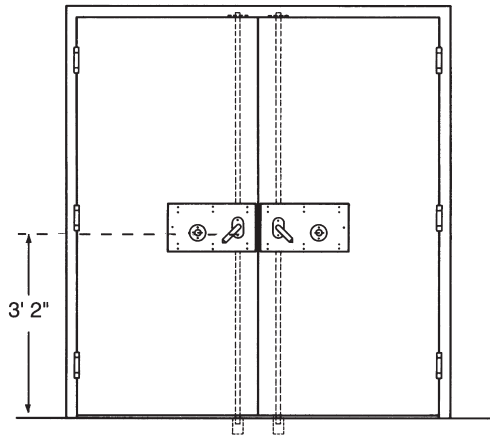
Accessories

(must be specified separately)

- **60/80-4B** – Mortise center bolt keeper and mounting screws for single door only.
- **60/80-4BL** – Mortise center bolt keeper with switch and mounting screws for single door only.
- **60/80-4DB** – Mortise center bolt keeper with dustbox and mounting screws for single door only.
- **3S-4B** – Mortise head bolt keeper and mounting screws for single or double doors.
- **3S-4BL** – Mortise head bolt keeper with switch and mounting screws for single or double doors.
- **3S-FBR** – Additional foot bolt receptacle may be used for hold-open position.

Dimensional Data

Note: Dimensions are for information and planning purposes only, and should not be used as templates.



**3800 Series
Active leaf**

How To Order

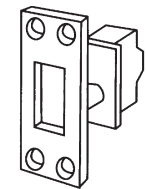
Specify:

- 1) Quantity
- 2) Handing
- 3) Mounting required.
- 4) Key code instructions.
- 5) Accessories required.

| MOUNTING | A | B | C |
|--------------|--------|---------|--------|
| Hollow Metal | 1-7/8" | 18" | 9-1/2" |
| Grille | 1-7/8" | 17-1/4" | 8" |

Model Selection Chart

| MODEL | DESCRIPTION | KEYED | DOOR TYPE |
|-----------|-------------|-----------|--------------|
| 36/3821G | Single | One side | Grille |
| 36/3822G | Double | One side | Grille |
| 36/3861G | Single | Two sides | Grille |
| 36/3862G | Double | Two sides | Grille |
| 36/3821HM | Single | One side | Hollow metal |
| 36/3822HM | Double | One side | Hollow metal |
| 36/3861HM | Single | Two sides | Hollow metal |
| 36/3862HM | Double | Two sides | Hollow metal |

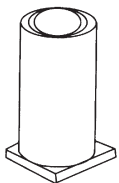


60/80-4BL

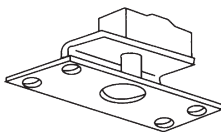


60/80-4DB

60 Series have strike lips.



3S-FBR



3S-4BL



P.O. Box 2021, San Antonio, TX 78297 ■ Ph: 210.533.1231 ■ Fx: 210.533.2211
 Web: www.SouthernFolger.com ■ Email: info@southernfolger.com

Key: Prison Paracentric
 Door: Swinging
 Security Level: Maximum

3600 and 3800 CREMONE BOLTS

Specify circled swing number when ordering.

3600 SERIES LATCHBOLT AND 3800 SERIES DEADBOLT CREMONES For Single and Double Doors

REMOVABLE COVER STOP SIDE

| | | | | | | |
|------------------|----|--------------|------------|-----------------------|------------------|----|
| KEYED BOTH SIDES | 78 | 3861 3661 | LH LHRB | DEADBOLT LATCHBOLT | RH RHRB | 79 |
| | | | | | | |
| KEYED STOP SIDE | 82 | 3821 3621 | LH LHRB | DEADBOLT LATCHBOLT | RH RH | 83 |
| | | | | | | |
| KEYED BOTH SIDES | 86 | 3862 3662 | LH LHRB | DEADBOLT LATCHBOLT | ACTIVE ACTIVE | |
| | | | | | | |
| KEYED BOTH SIDES | 88 | 3862 3662 | RH RHRB | DEADBOLT LATCHBOLT | ACTIVE ACTIVE | |
| | | | | | | |
| KEYED STOP SIDE | 90 | 3822 3622 | LH LHRB | DEADBOLT LATCHBOLT | ACTIVE ACTIVE | |
| | | | | | | |
| KEYED STOP SIDE | 92 | 3822 3622 | RH RHRB | DEADBOLT LATCHBOLT | ACTIVE ACTIVE | |
| | | | | | | |

A INDICATES ACTIVE SIDE

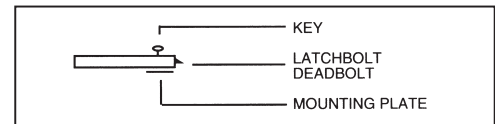
NOTE: The above illustrations show latchbolts for all models. 3800 Series are deadbolt locks, 3600 Series are latchbolt locks.

REMOVABLE COVER HINGE SIDE

| | | | | | | |
|------------------|----|--------------|------------|-----------------------|------------------|----|
| KEYED BOTH SIDES | 80 | 3861 3661 | RH RHSB | DEADBOLT LATCHBOLT | LH LHSB | 81 |
| | | | | | | |
| KEYED HINGE SIDE | 84 | 3821 3621 | RH RHSB | DEADBOLT LATCHBOLT | LH LHSB | 85 |
| | | | | | | |
| KEYED BOTH SIDES | 87 | 3862 3662 | RH RHSB | DEADBOLT LATCHBOLT | ACTIVE ACTIVE | |
| | | | | | | |
| KEYED BOTH SIDES | 89 | 3862 3662 | LH LHSB | DEADBOLT LATCHBOLT | ACTIVE ACTIVE | |
| | | | | | | |
| KEYED HINGE SIDE | 91 | 3822 3622 | RH RHSB | DEADBOLT LATCHBOLT | ACTIVE ACTIVE | |
| | | | | | | |
| KEYED HINGE SIDE | 93 | 3822 3622 | LH LHSB | DEADBOLT LATCHBOLT | ACTIVE ACTIVE | |
| | | | | | | |

A INDICATES ACTIVE SIDE

LEGEND



For more information, please call 210.533.1231.

