



## 1030AD Deadlock



## Mechanical Locks

For More information please call 210-533-1231



# Mechanical Locks

## 1030AD Deadlock



### STANDARD FEATURES

- Manual deadlocking
- Six heavy-duty tumblers
- Mounting fasteners

### APPLICATION

High security sliding doors at holding cells, low traffic corridors and cutoff doors. Sliding door normally requires a Model 1300 Track Set.

### FUNCTION

Key activated locking and unlocking of hook bolt. Does not snaplock upon closing.

### OPTIONAL FEATURES

**KNOB FUNCTION** - Knob will retract hook bolt. Knob on one side only. No key required. Specify "1030ADK." Knob finish US26D.

**HOLLOW METAL MOUNTING** - Used for hollow metal door application. Specify "HM."

**GRATING DOOR MOUNTING** -  
Used for grating door application. Specify "G."

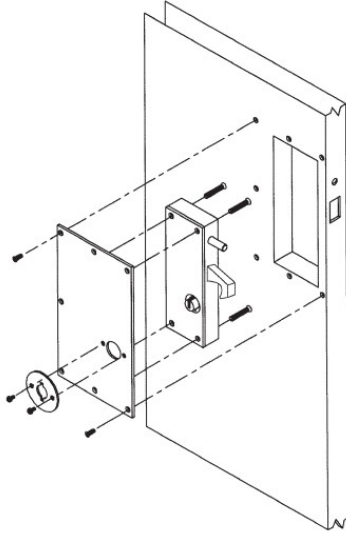
1030AD-1: KEYED ONE SIDE  
1030AD-2: KEYED BOTH SIDES



For More information please call 210-533-1231

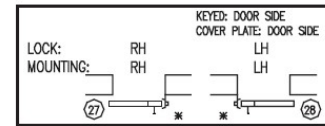
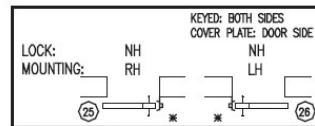
# Mechanical Locks

## 1030AD Deadlock



HM Mounting Shown

**Swing Chart:** Specify circled swing number when ordering.



\* Indicates lock mounting/access plate side.

## TECHNICAL DATA

Standard Finish	Galvanized
Cover	Cold-rolled Steel
Case	Ductile iron
Hookbolt	Cold-rolled, case-hardened steel
Paracentric Cylinder	Silicon bronze/ copper alloy
Tumblers	6 tumblers per lock
Lock Size	4.4" L x 3.15" H x 1.35" TK
Lock Weight	3 lbs
Lockbolt Size	1-1/2" H x 3/4" TK
Latchbolt	5/8" extended 1/2" travel

For More information please call 210-533-1231

