



10370A Cremone Bolt Set with Snaplatch



Mechanical Locks



For More information please call 210-533-1231

Mechanical Locks

10370A Cremone Bolt Set with Snaplatch



APPLICATION

For single swinging doors or active leaf of swinging pair of doors in high security areas where slamlocking is desired. Use 10380AI for inactive leaf.

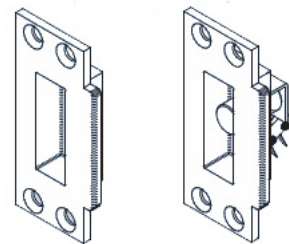
FUNCTION

Key activated locking and unlocking. Combination snaplatch and deadlock for center locking. Head and foot rods secure doors at top and bottom for three point locking. The rods are operated by lever handle. Foot rod floor receptacle is available.

STANDARD FEATURES

- Automatic snaplatch
- Six heavy-duty tumblers
- Three-point locking
- Lever handles
- Strike (470C) with security fasteners
- Mounting fasteners
- Head and foot rods
- Rods manufactured for standard 7'0" door height. For doors less than 7'0", field cut rods to suit. For doors over 7' 0", contact Customer Service
- 10105R Floor receptacle

Bolt Keepers/Strikes



470C
(Standard)

(Optional)

How to Order

Specify:

1. Quantity
2. Swing Chart Number (handing)
3. Key Code Instruction
6. 1-3/4" or 2" door

OPTIONAL FEATURE

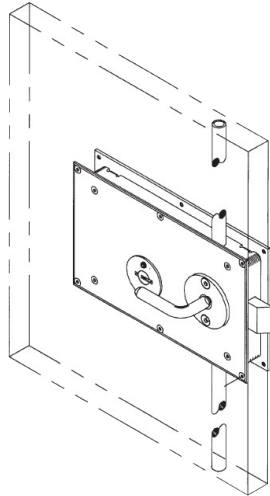
10105 HEAD OR FOOT BOLT

10370AA-1: ACTIVE-KEYED ONE SIDE
10370AA-2: ACTIVE-KEYED BOTH SIDES



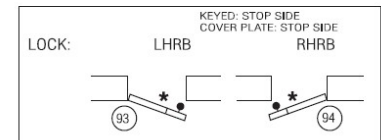
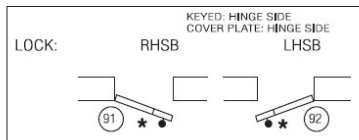
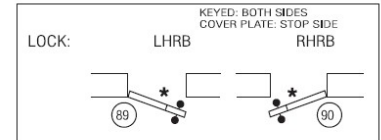
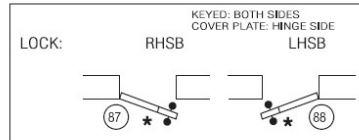
Mechanical Locks

10370A Cremone Bolt Set with Snaplatch



HM Mounting Shown

Swing Chart: Specify circled swing number when ordering.



* Indicates lock mounting/access plate side.

TECHNICAL DATA

Standard Finish	Galvanized (Lever is US26)
Lockbolt	Cold-rolled steel with hardened steel insert pins.
Paracentric Cylinder	Silicon bronze/ copper alloy
Tumblers	Spring tempered brass. Tumblers actuated by phosphor bronze springs, 6 tumblers per lock
Lock Size	15-5/16" L x 9-1/2" H x 2-1/8"TK
Lock Weight	60 lbs
Latchbolt Size	2" x 3/4"
Latchbolt Throw	3/4"



For More information please call 210-533-1231