



10380A Cremone Bolt Set with Deadlock



Mechanical Locks

For More information please call 210-533-1231



Mechanical Locks

10380A Cremone Bolt Set with Deadlock



STANDARD FEATURES

- Manual deadlock
- Six heavy-duty tumblers
- Three-point locking
- Lever handles
- Mounting fasteners
- Head and foot rods
- Rods manufactured for standard 7'0" door height. For doors less than 7'0", field cut rods to suit. For doors over 7'0", contact Customer Service.
- 10105R Floor receptacle

APPLICATION

For single swinging doors or active leaf of swinging pair of doors in high security areas where slamlocking is desired. Use 10380AI for inactive leaf.

FUNCTION

Key activated locking and unlocking. Combination snaplatch and deadlock for center locking. Head and foot rods secure doors at top and bottom for three point locking. The rods are operated by lever handle. Foot rod floor receptacle is available.

How to Order

Specify:

1. Quantity
2. Swing Chart Number (handing)
3. Key Code Instruction
6. 1-3/4" or 2" door

OPTIONAL FEATURE

10105 HEAD OR FOOT BOLT

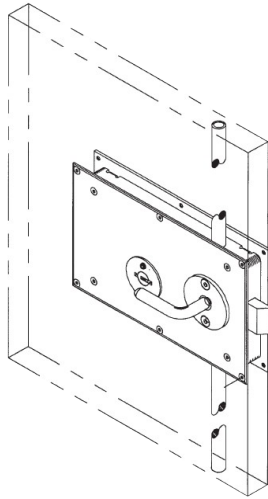
10380AA-1: ACTIVE-KEYED ONE SIDE
10380AA-2: ACTIVE-KEYED BOTH SIDES
103080AI-1 INACTIVE-KEYED ONE SIDE
1030AI-2: INACTIVE-KEYED BOTH SIDES



For More information please call 210-533-1231

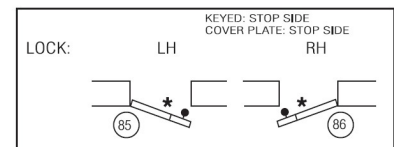
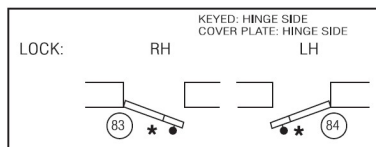
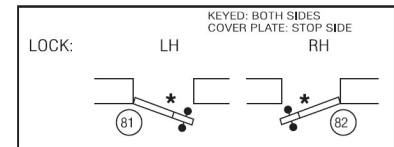
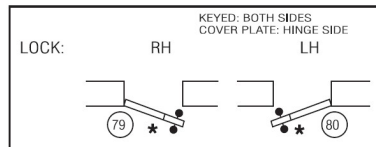
Mechanical Locks

10380A Cremone Bolt Set with Deadlock



HM Mounting Shown

Swing Chart: Specify circled swing number when ordering.



* Indicates lock mounting/access plate side.

TECHNICAL DATA

Standard Finish	Galvanized (Lever is US26)
Lockbolt	Cold-rolled steel with hardened steel insert pins.
Paracentric Cylinder	Silicon bronze/ copper alloy
Tumblers	Spring tempered brass. Tumblers actuated by phosphor bronze springs, 6 tumblers per lock
Lock Size	15-5/16" L x 9-1/2" H x 2-1/8"TK
Lock Weight	50 lbs
Latchbolt Size	2" x 3/4"
Latchbolt Throw	3/4"

For More information please call 210-533-1231

