




1050D Solenoid Operated Electro-Mechanical Gate Lock




Electric Locks

For More information please call 210-533-1231



Electric Locks

1050D Solenoid Operated Electro-Mechanical Gate Lock



APPLICATION

For swinging and sliding gates. Standard mounting is for chain link fencing, but may be modified for other types of gates.

FUNCTION

ELECTRIC - Remote switch activates a solenoid which raises an internal bolt, enabling the gate to be opened. Remains unlocked until gate is closed, then automatically deadlocks.

MECHANICAL - Bolt may be manually retracted by paracentric key, and remains retracted until key is returned to the locked position.

STANDARD FEATURES

- Deadlock indication switch
- Mechanical latchback
- Six-tumbler lock
- Continuous duty solenoid
- Mounting hardware for 4" O.D. fence posts and 2" O.D. gate frame

1050D-1: KEYED ONE SIDE
1050D-2: KEYED BOTH SIDES

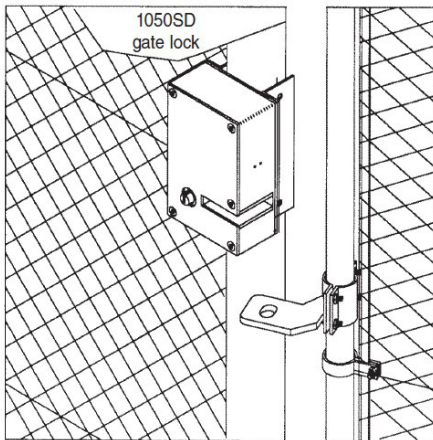
Specify: 1050SD for swinging gate and 1050RD
for sliding gate



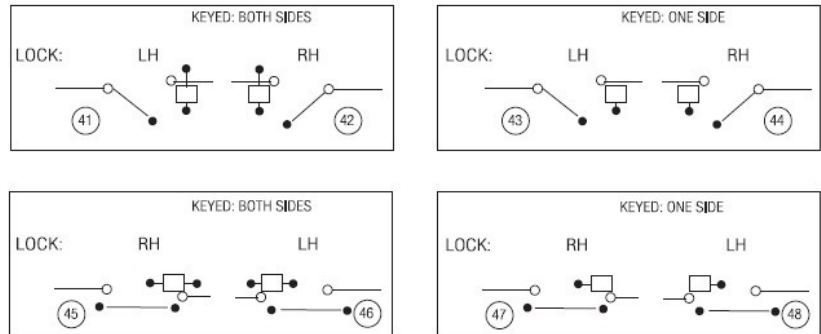
For More information please call 210-533-1231

Electric Locks

1050D Solenoid Operated Electro-Mechanical Gate Lock



Swing Chart: Specify circled swing number when ordering.



TECHNICAL DATA

Standard Finish	Galvanized
Cover	3/16" steel plate
Case	1/8" steel plate
Locking Lug	Cold-rolled, steel
Deadbolt	5/8" diameter, Stainless steel
Paracentric Cylinder	Silicon bronze/copper alloy
Tumblers	Spring tempered brass. Tumblers actuated by phosphor bronze springs, Six tumblers per lock.
Lock Size	11"H x 7"W x 3-13/16"D
Lock Weight	38 lbs.
Deadbolt Throw	1"
Electrical	115 VAC, 1 phase, 60 Hz., 12 amp inrush current, 0.6 amp seated current

For More information please call 210-533-1231

