



## 1058M Motor Operated Electro-Mechanical Deadlatch



# Electric Locks



For More information please call 210-533-1231

# Electric Locks

## 1058M Motor Operated Electro-Mechanical Deadlatch



### APPLICATION

For sliding doors where electric unlocking from a remote station is required. Lock is jamb mounted. A hook-type lock bolt engages a keeper in hollow metal door. Sliding door normally requires a Model 1300 Track Set with internal door position indication switch. Heavy-duty door pulls are recommended.

### FUNCTION

**ELECTRIC** - Remote switch activates a motor which raises the hookbolt. Spring-loaded, deadlock actuator pin then pushes the door open approximately 1" to 3". The door automatically latches and deadlocks upon closing.

**MECHANICAL** - Hookbolt is raised by paracentric key at the door. Automatic deadlatch feature is suspended until key is returned to the locked position.

### STANDARD FEATURES

- Deadlock indicator switch
- Mechanical latchback by key
- Six-tumbler lock
- Plug connector
- Fail secure
- Mounting fasteners
- High torque motor

### OPTIONAL FEATURES

**HALF CYCLE HOLDBACK** - Remote two position maintained contact switch is required for this function. Hookbolt is raised electrically when switch is in open position and lowered when switch is in locked position. Specify "D."

**24VDC MOTOR** - Specify "24VDC"

**STRIKE WITH SECURITY FASTENERS IS OPTIONAL.**

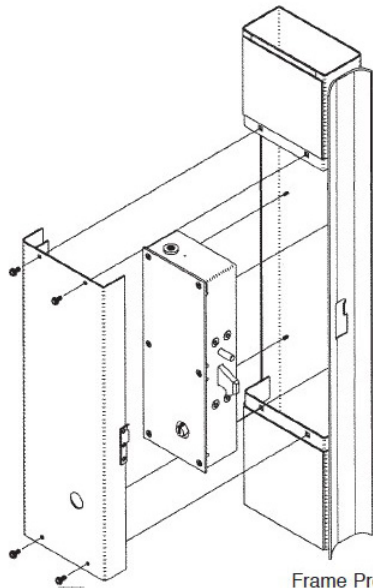
Note: Elongated paracentric key is required for use with a 1300 track set.

**1058M-1: KEYED ONE SIDE**  
**1058M-2: KEYED BOTH SIDES**



# Electric Locks

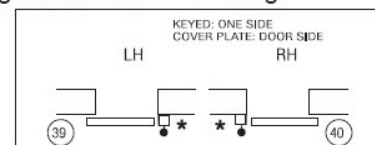
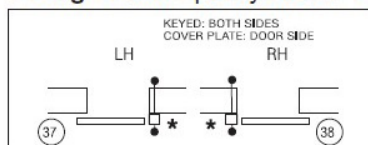
## 1058M Motor Operated Electro-Mechanical Deadlatch



Frame Preparation

NOTE: Drawing for illustration only. Reference template for specific information.

Swing Chart: Specify circled swing number when ordering.



\* Indicates lock mounting/access plate side.

## TECHNICAL DATA

Standard Finish	Galvanized
Cover	3/16" steel plate
Case	3/16" steel plate
Hookbolt	2" x 1/2" Cold-rolled, case-hardened steel
Deadlock Actuator Pin	Cold rolled, case-hardened steel
Tumblers	Spring tempered brass. Tumblers actuated by phosphor bronze springs, Six tumblers per lock.
Paracentric Cylinder	Silicon bronze/copper alloy
Lock Size	17-13/16" H x 6-11/16" W x 3-1/2" D
Lock Weight	58 lbs.
Latchbolt Engagement	2-1/8"
Electrical	115 VAC, 1 phase, 60 Hz., .3 amp running



For More information please call 210-533-1231